


PRODELIN
CORPORATION

TD0438

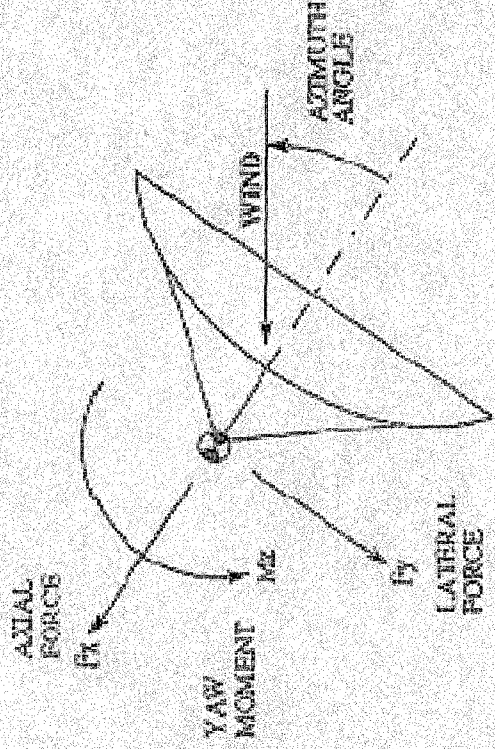
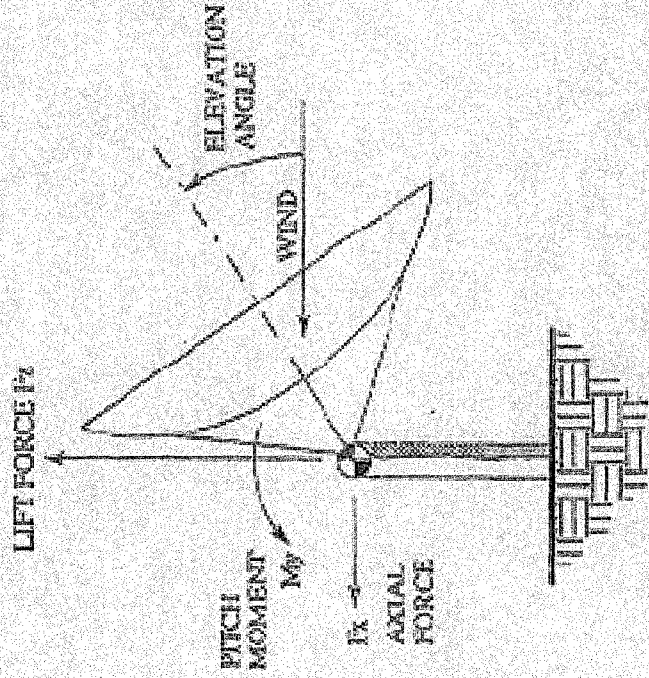
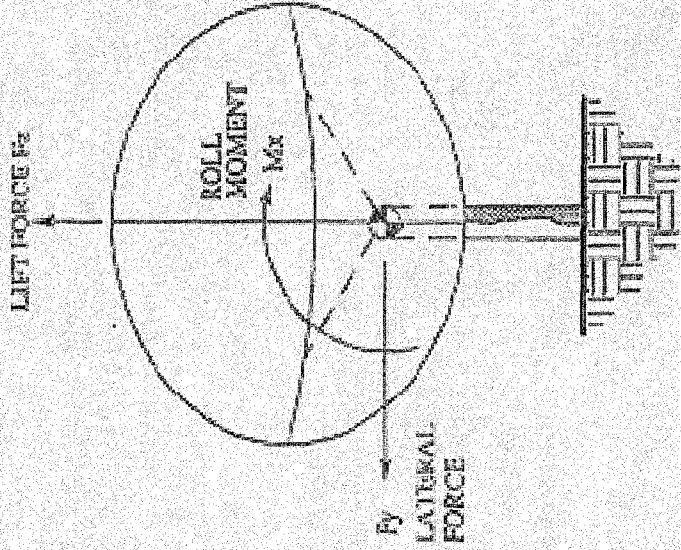
2.4M 4-PIECE ANTENNA SYSTEM GEOMETRY
HIGH WIND CONFIGURATION

DATE _____ REV _____



POSITIVE SIGN CONVENTIONS FOR WIND LOAD DATA

FORCES AND MOMENTS ACT THROUGH ELEVATION AXIS



Summary of results - Wind Load Program Version 2.0

2.4m High Wind @ 90mph Analysis by Prodelin 12-01-2005 09:19:45

Wind Speed 90.0 mph Dish Size 2.4 meters Axial Offset 1.3 feet

Vert Offset 0.7 feet Lat Offset 0.0 feet

All values shown below are maximum absolute values

a n g l e s		f o r c e s (l b s .)			m o m e n t s (f t . l b s .)		
		f x	f y	f z	m x	m y	m z
		axial	lateral	lift	roll	pitch	yaw
0	60	1593					
0	310		1507				
60	0			1428			
30	320				1464		
40	180					1577	
0	300						2468

Summary of results - Wind Load Program Version 2.0

2.4m High Wind @ 150mph Analysis by Prodelin 12-01-2005 09:20:33

Wind Speed 150.0 mph Dish Size 2.4 meters Axial Offset 1.3 feet

Vert Offset 0.7 feet Lat Offset 0.0 feet

All values shown below are maximum absolute values

a n g l e s		f o r c e s (l b s .)			m o m e n t s (f t . l b s .)		
		f x	f y	f z	m x	m y	m z
		axial	lateral	lift	roll	pitch	yaw
0	60	4425					
0	310		4187				
60	0			3968			
30	320				4066		
40	180					4382	
0	300						6856