

Typical 10 Watt Backpack System

ADDITIONAL OPTIONS:


- UVL-100 ANTENNA
(LVHF WHIP FOR USE WITH 30 TO 90 MHZ OPTION)
- LSBC-102(V1) BATTERY CHARGER



UVU-100
ANTENNA



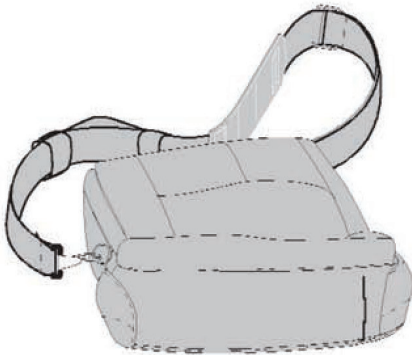
(2) BB590/U
NiCad BATTERIES



URC-200 (V2) UHF/VHF
TRANSCEIVER WITH
UBC-100 BATTERY CASE



PTHS-110
HANDSET



UCB-200, UCB-300, OR UCB-500 BACKPACK

Parts List

Back Pack System

BASIC EQUIPMENT NEEDED:

Qty. Description

- 1 PBP-200 (V2), PBP-300 (V2) or PBP-500 (V2) This consists of:
 - URC-200 (V2) UHF/VHF Transceiver
 - UBC-100 Battery Case
 - 2 BB-590/U or Similar Type Batteries
 - PTHS-110 Handset
 - UVU-100 Antenna
 - UCB-200, 300 or 500 Backpack
 - UBS-110 Commercial Battery Charger

OPTIONAL EQUIPMENT:

- LSBC-102(V1) Battery Charger
- UVL-100 LVHF Antenna for use in the 30 MHz to 90 MHz band (only needed if EBN-30 option is purchased with radio)

URC-200 (V2) OPTIONS:

- EBN-30 30 MHz to 90 MHz Functionality
- EBN-400 400 MHz to 420 MHz Functionality
- ECS-8 8.33 kHz Channel Spacing

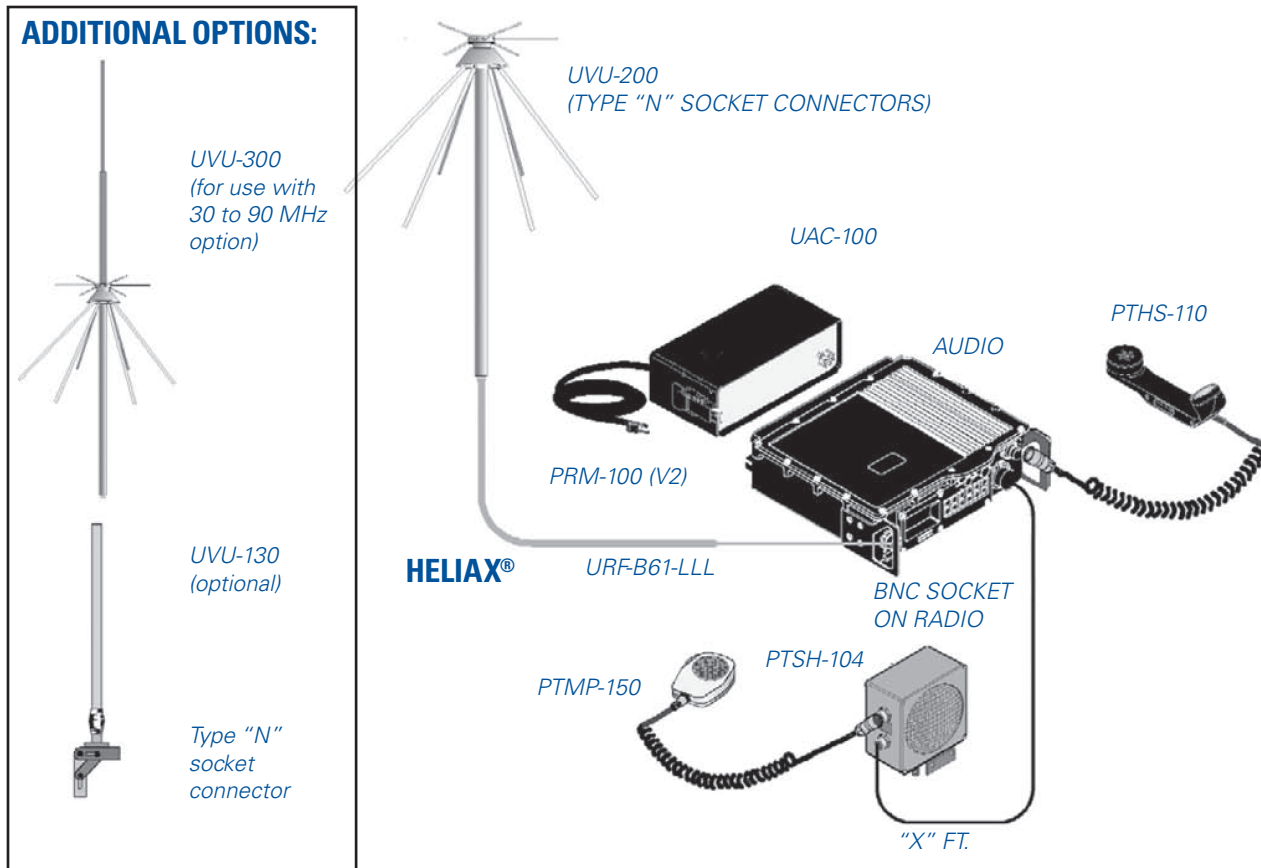
GENERAL DYNAMICS
Mission Systems

Phone 800-424-0052 • URCinfo@gd-ms.com • www.GDMissionSystems.com/los

©2018 General Dynamics. All rights reserved. General Dynamics reserves the right to make changes in its products and specifications at anytime and without notice. All trademarks indicated as such herein are trademarks of General Dynamics. All other product and service names are the property of their respective owners. ® Reg. U.S. Pat. and Tm. Off.

H-10WBPS-06-0118

Typical 10 Watt Base Station System



Parts List

10 Watt Base Station

BASIC EQUIPMENT NEEDED:

Qty. Description

- 1 PRM-100 (V2) (10 Watt Rackmount System) This consists of:
 - URC-200 (V2) UHF/VHF Transceiver
 - UAC-100 AC Power Supply
 - URM-100 19 inch Rack Mount Tray (not shown)
 - PTHS-110 Handset
 - UUV-200 Discone Antenna
 - URF-B61-LLL Antenna Cable

OPTIONAL EQUIPMENT:

- UUV-300 3 Band Antenna for use in the 30 MHz to 90 MHz band as well as UHF and VHF (Only needed if EBN-30 option is purchased with radio)
- LSCA-103A Cable
- PTSH-104 Speaker
- PTMP-150 Palm Mic

URC-200 (V2) OPTIONS:

- EBN-30 30 MHz to 90 MHz Functionality
- EBN-400 400 MHz to 420 MHz Functionality
- ECS-8 8.33 kHz Channel Spacing

GENERAL DYNAMICS
Mission Systems

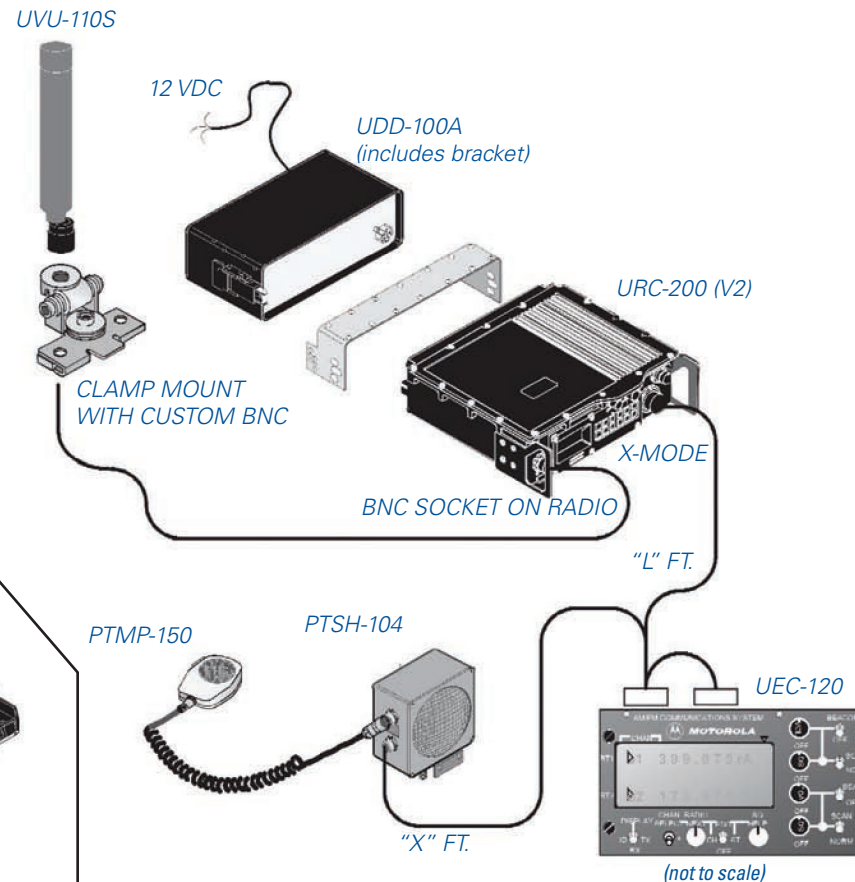
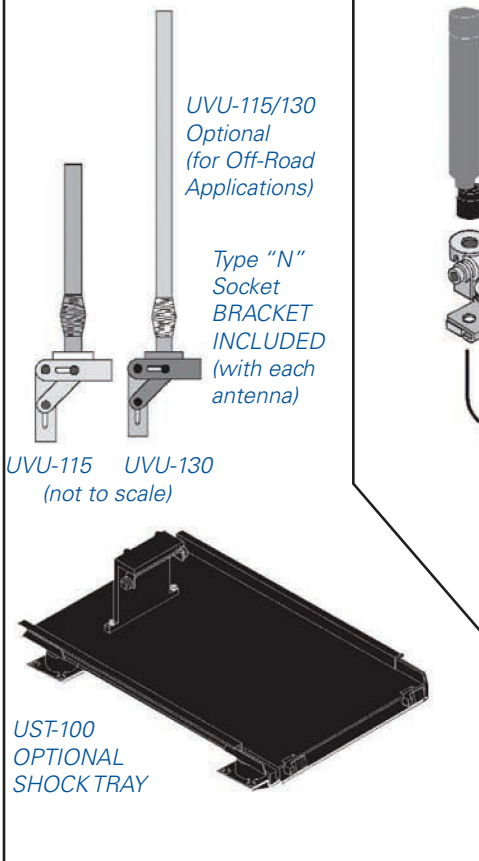
Phone 800-424-0052 • URCinfo@gd-ms.com • www.GDMissionSystems.com/los

©2018 General Dynamics. All rights reserved. General Dynamics reserves the right to make changes in its products and specifications at anytime and without notice. All trademarks indicated as such herein are trademarks of General Dynamics. All other product and service names are the property of their respective owners. ® Reg. U.S. Pat. and Tm. Off.

H-10WBS-01-0118

Typical 10 Watt Mobile System

ADDITIONAL OPTIONS:



Parts List

10 Watt Mobile Station

BASIC EQUIPMENT NEEDED:

Qty. Description

- 1 URC-200 (V2) UHF/VHF Transceiver
- 1 UDD-100A DC-DC Power Supply (with mounting bracket)
- 1 PTSH-104 Remote Speaker/Amplifier
- 1 PTMP-150 Palm Microphone
- 1 UEC-120 Remote Control Head
- 1 URE-U-A10-LLL-XX Remote Control Cable (LLL = Length of cable; XX = Length of audio pigtail)
- 1 UVU-110S light duty Vehicular Spring Antenna with Clamp Mount and Cable

OPTIONAL EQUIPMENT:

- UVU-115 Vehicular Antenna
- UVU-130 Vehicular Antenna
- UST-100 Shock Tray for Single Radio

URC-200 (V2) OPTIONS:

- EBN-30 30 MHz to 90 MHz Functionality
- EBN-400 400 MHz to 420 MHz Functionality
- ECS-8 8.33 kHz Channel Spacing

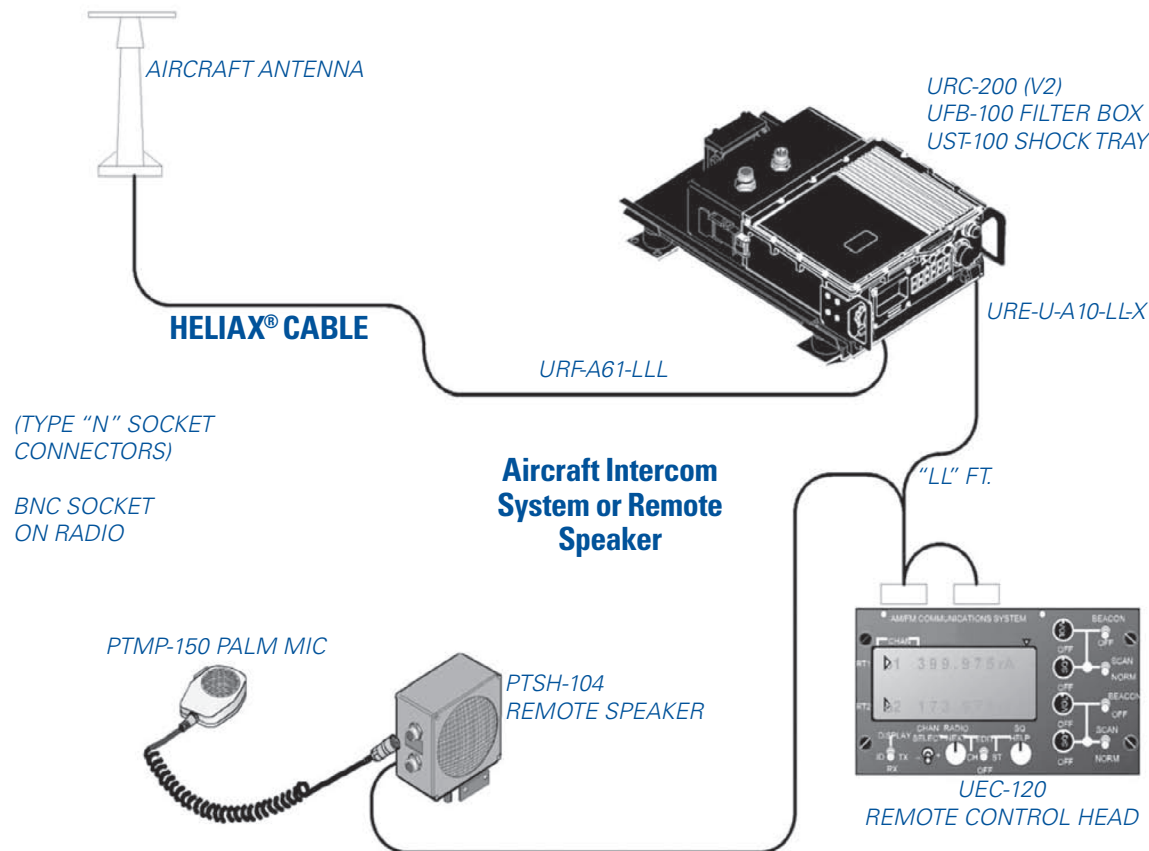
GENERAL DYNAMICS
Mission Systems

Phone 800-424-0052 • URCinfo@gd-ms.com • www.GDMissionSystems.com/los

©2017 General Dynamics. All rights reserved. General Dynamics reserves the right to make changes in its products and specifications at anytime and without notice. All trademarks indicated as such herein are trademarks of General Dynamics. All other product and service names are the property of their respective owners. © Reg. U.S. Pat. and Tm. Off.

H-10WMS-05-0817

Typical 10 Watt Aircraft/Shipboard System



Parts List

10 Watt Aircraft/Shipboard System

BASIC EQUIPMENT NEEDED:

Qty. Description

- 1 URC-200 (V2) UHF/VHF Transceiver
- 1 UFB-100 Filtered Power Interface Box
- 1 UST-100 Shock Tray for single radio
- 1 UEC-120 Remote Control Head
- 1 URE-U-A10-LLL-XX Remote Control Cable (LLL = Length of cable; XX = Length of audio pigtail)
- 1 PTSH-104 Remote Speaker/Amplifier Microphone
- 1 Aircraft Antenna (user to provide)
- 1 URF-A61-LLL Antenna Cable (optional)

OPTIONAL EQUIPMENT:

Could use aircraft intercom system rather than PTSH-104 Speaker and PTMP-150 Microphone

URC-200 (V2) OPTIONS:

- EBN-30 30 MHz to 90 MHz Functionality
- EBN-400 400 MHz to 420 MHz Functionality
- ECS-8 8.33 kHz Channel Spacing

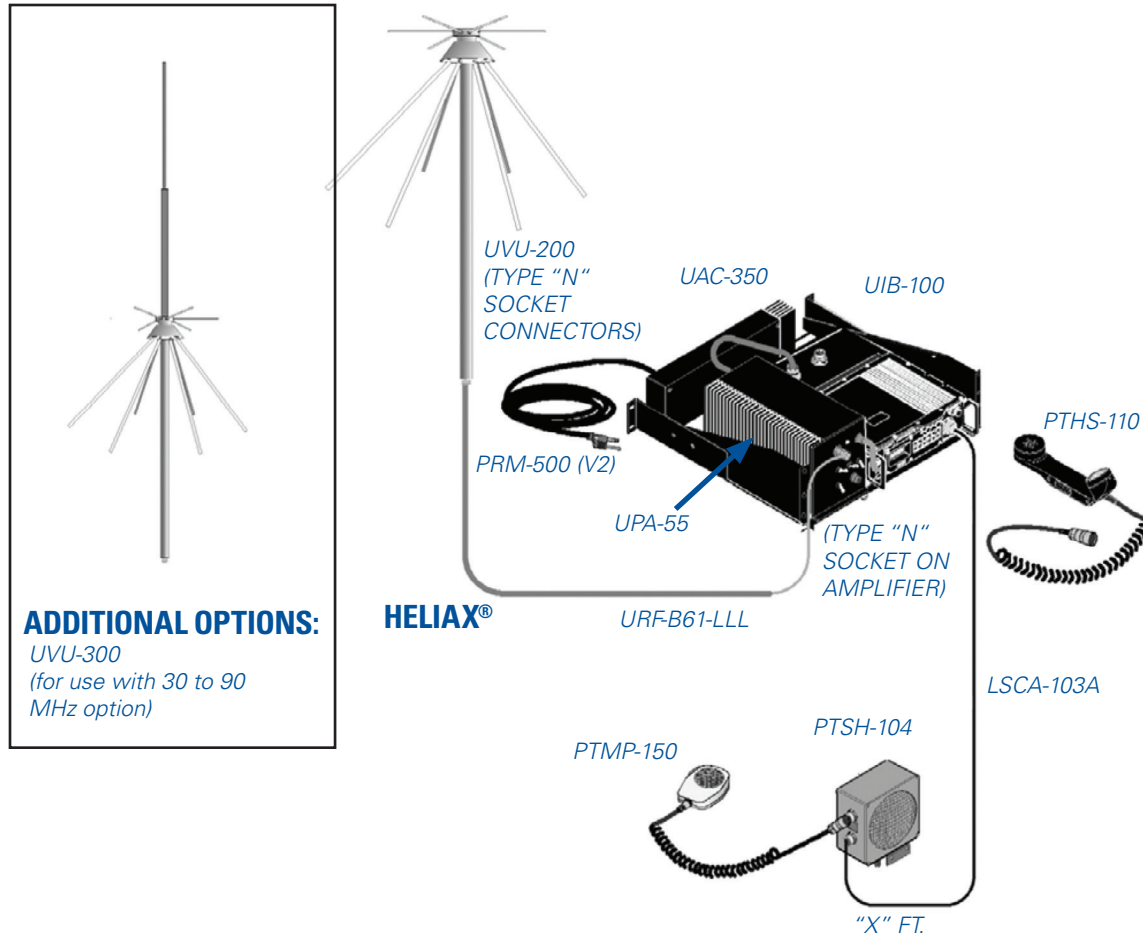
GENERAL DYNAMICS
Mission Systems

Phone 800-424-0052 • URCinfo@gd-ms.com • www.GDMissionSystems.com/los

©2017 General Dynamics. All rights reserved. General Dynamics reserves the right to make changes in its products and specifications at anytime and without notice. All trademarks indicated as such herein are trademarks of General Dynamics. All other product and service names are the property of their respective owners. ® Reg. U.S. Pat. and Tm. Off.

H-10WAS-05-0817

Typical 50 Watt Base Station System



Parts List

50 Watt Base Station System

BASIC EQUIPMENT NEEDED:

Qty. Description

■ 1 PRM-500 (V2) (50 Watt Rackmount System) This consists of:

- URC-200 (V2) UHF/VHF Transceiver
- UAC-350 AC Power Supply
- UIB-100 Power Interface Box
- UPA-55 50 Watt Power Amplifier
- URM-100 19 inch Rack Mount Tray
- PTHS-110 Handset
- UUV-200 Discone Antenna
- URF-B61-LLL Antenna Cable

■ OPTIONAL EQUIPMENT:

- UUV-300 3 Band Antenna for use in the 30 MHz to 90 MHz band as well as UHF and VHF (Only needed if EBN-30 option is purchased with radio)

- LSCA-103A Cable
- PTSH-104 Speaker
- PTMP-150 Palm Mic

URC-200 (V2) OPTIONS:

- EBN-30 30 MHz to 90 MHz Functionality
- EBN-400 400 MHz to 420 MHz Functionality
- ECS-8 8.33 kHz Channel Spacing

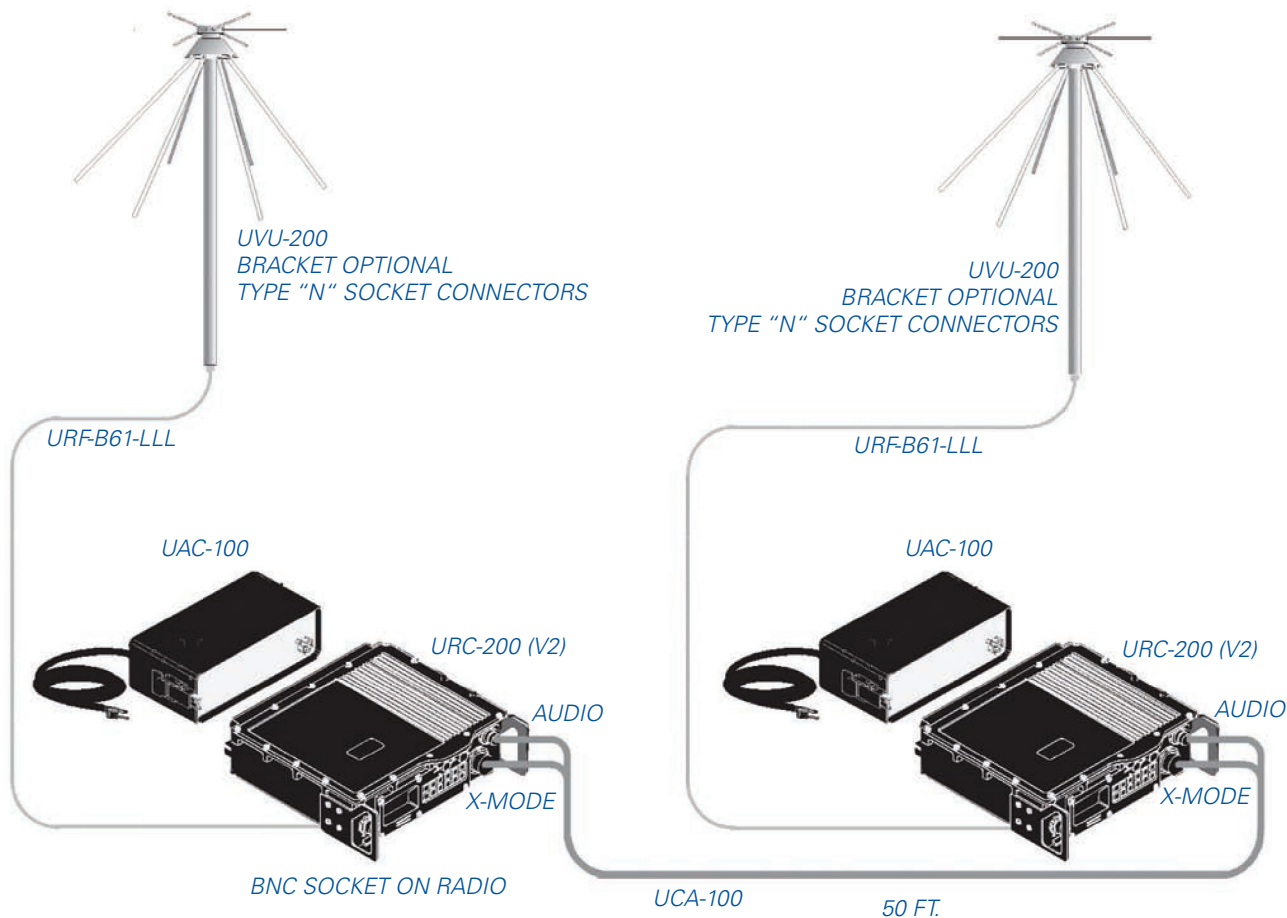
GENERAL DYNAMICS
Mission Systems

Phone 800-424-0052 • URCinfo@gd-ms.com • www.GDMissionSystems.com/los

©2017 General Dynamics. All rights reserved. General Dynamics reserves the right to make changes in its products and specifications at anytime and without notice. All trademarks indicated as such herein are trademarks of General Dynamics. All other product and service names are the property of their respective owners. ® Reg. U.S. Pat. and Tm. Off.

H-50WBS-05-0817

Typical Repeater/Retransmit System



Parts List

10 Watt Repeater / Retransmit System

BASIC EQUIPMENT NEEDED:

Qty. Description

- 2 URC-200 (V2) UHF/VHF Transceiver
- 2 UAC-100 Power Supply
- 2 UVU-200 Discone Antenna
- 2 URF-B61-LLL Antenna Cable
- 1 UCA-100 Retransmit Cable

OPTIONAL EQUIPMENT:

- UVU-300 3 Band Antenna for use in the 30 MHz to 90 MHz band as well as UHF and VHF (Only needed if EBN-30 option is purchased with radio)

URC-200 (V2) OPTIONS:

- EBN-30 30 MHz to 90 MHz Functionality
- EBN-400 400 MHz to 420 MHz Functionality
- ECS-8 8.33 kHz Channel Spacing

GENERAL DYNAMICS
Mission Systems

Phone 800-424-0052 • URCinfo@gd-ms.com • www.GDMissionSystems.com/los

©2017 General Dynamics. All rights reserved. General Dynamics reserves the right to make changes in its products and specifications at anytime and without notice. All trademarks indicated as such herein are trademarks of General Dynamics. All other product and service names are the property of their respective owners. ® Reg. U.S. Pat. and Tm. Off.

H-REPRETS-05-0817