


Radomes

Military and Commercial High-Performance Composite Radomes



Over 75 years of designing and producing radomes for military and commercial platforms

Standard applications to the most advanced technology including wideband nose and multi-band SATCOM radomes

Overview

General Dynamics Mission Systems has over 75 years of experience designing and producing a wide array of radomes for both military and commercial platforms, including aircraft nose, wing, tail, fuselage and pods. Radome applications include fire control radar, weather radar, navigation, data link, satellite communications (SATCOM), electronic counter-measures, electronic warfare and other specialized uses.

General Dynamics Mission Systems designs and produces radomes, ranging from standard applications to the most advanced technology, including wideband nose and multi-band SATCOM radomes.

The basic purpose of a radome is to protect antennae systems from the environment with minimal impact to electronic performance. Radome requirements typically include aerodynamic profile, structural and environmental reliability, weight and electromagnetic functionality.

Using a balanced design approach, General Dynamics Mission Systems collaborates closely with our customers to choose the best design, process and materials to fit your needs for performance and cost. Our extensive experience allows us to apply real world knowledge to the design, qualification and manufacturing processes for successful overall system performance and minimal lifetime cost.

Key Capabilities

- Electrical (RF) design/analysis
- Radar Cross Section (RCS) reduction/design/analysis
- Structural design/analysis
- Mechanical design
- Lightning direct effects protection
- Tool design
- Material and process engineering
- High-rate manufacturing
- Testing: RF, RCS, and non-destructive testing (NDT)
- Repair

Radomes

Facilities

- Approximately one million square feet across three plants in Marion, Virginia
- Indoor and outdoor RF test ranges
- Large autoclaves (up to 11 feet in diameter and 50 feet in length)
- FAA Repair Station Certification Number VQBR980L

Testing

Our qualification testing capabilities and experience include: RF, material allowables, static loads, bird strike, mechanical shock and vibration, fatigue, lightning and other environmental.




Processes

Our Radomes are manufactured using either a hand lay-up or filament winding process. Construction types include solid laminate and sandwich structures with honeycomb or foam cores. Performance depends on the radome configuration and materials composition best suited for the particular application and RF requirements.

Our stringent manufacturing processes and broad range of production test capabilities ensures each radome meets structural loading, RF transmission and other customer requirements.

Platform/Radome Examples

- **Fighter/Attack**
 - F-35
 - F/A-18
 - F-16
 - F-15
 - F-20
 - F-14
 - F-5
 - F-4
 - F-111
 - AV-8B
 - A-4
 - Mirage III
 - L-159
- **Bomber**
 - B-1B
- **Cargo**
 - C-130
 - C-17
 - C-5
- **Electronic Warfare**
 - EA-18G
 - EA-6B
 - AN/ALQ-99 Jammer Pod
 - AN/ALQ-249 Next Gen Jammer Pod
- **Reconnaissance**
 - SR-71
 - RQ-4
- **Battle Management Command and Control (BMC2)**
 - E-10
- **Commercial/SATCOM**
 - 737
 - 747
 - 757
 - G500/600
 - Thales Tri-band
 - Boeing Ku
 - Boeing Tri-band



GENERAL DYNAMICS

Mission Systems

info@gd-ms.com • gdmissionsystems.com/radomes

US & Canada: 1-877-449-0600 • Global: Your AT&T Country Code + 877-466-9467 • DSN: 312-282-1048

©2024 General Dynamics. All rights reserved. General Dynamics reserves the right to make changes in its products and specifications at anytime and without notice. All trademarks indicated as such herein are trademarks of General Dynamics. All other product and service names are the property of their respective owners. © Reg. U.S. Pat. and Tm. Off.

D-Radomes-04-0724
PRI-2407-0026